

Results of dcpam are compared with MGS¹-TES² and MRO³-MCS⁴ data. MGS-TES and MRO-MCS data used for comparison are those in MY26⁵ and MY30. Those observational data are downloaded from the PDS⁶.

¹Mars Global Surveyor
²Thermal Emission Spectrometer
³Mars Reconnaissance Orbiter
⁴Mars Climate Sounder
⁵MY stands for Mars Year
⁶Planetary Data System

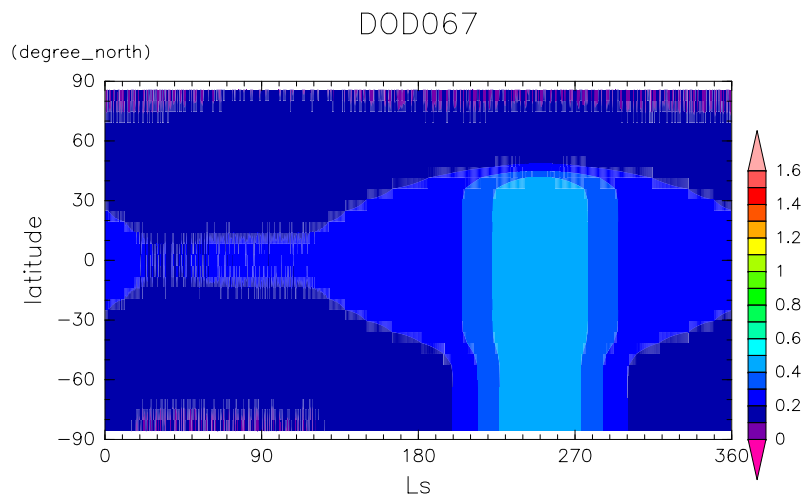


Figure 1: Daily mean dust optical depth prescribed in dcpam

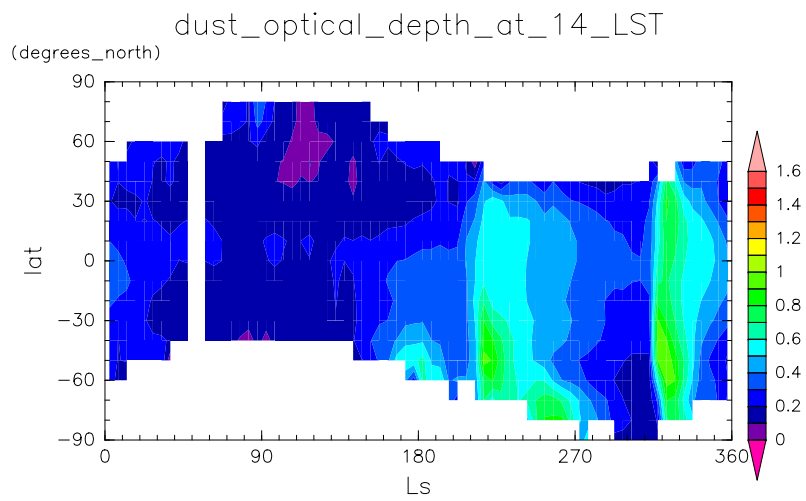


Figure 2: Double of dust optical depth observed by MGS-TES in MY26

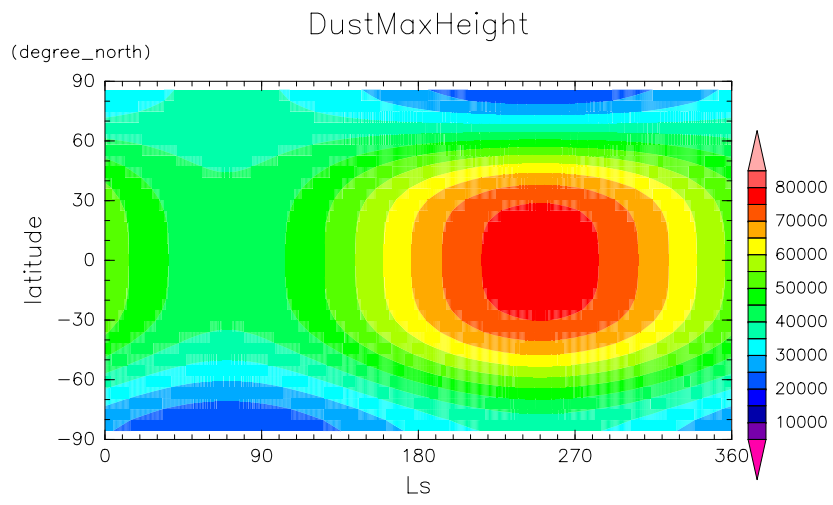


Figure 3: Daily mean maximum height of dust distribution prescribed in dcpam

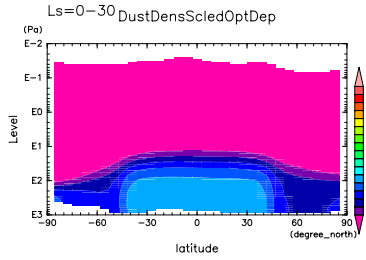


Figure 4: DustDensScledOptDep at 03 LST and Ls=0°-30° by dcpam

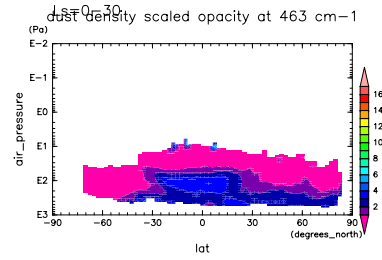


Figure 7: DustDensScledOptDep at 03 LST and Ls=0°-30° by MRO

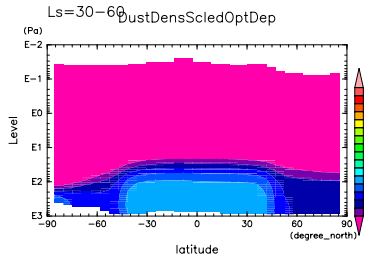


Figure 5: DustDensScledOptDep at 03 LST and Ls=30°-60° by dcpam

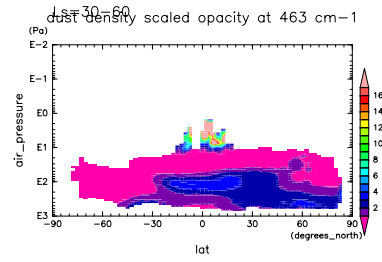


Figure 8: DustDensScledOptDep at 03 LST and Ls=30°-60° by MRO

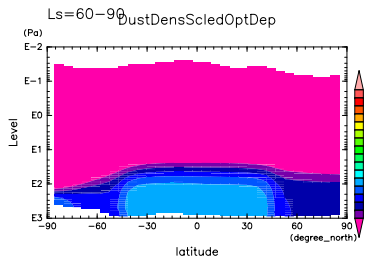


Figure 6: DustDensScledOptDep at 03 LST and Ls=60°-90° by dcpam

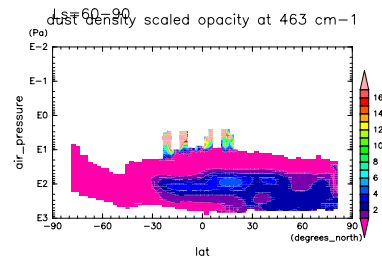


Figure 9: DustDensScledOptDep at 03 LST and Ls=60°-90° by MRO

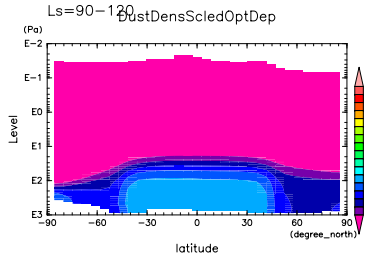


Figure 10: DustDensScledOptDep at 03 LST and Ls=90°-120° by dcpam

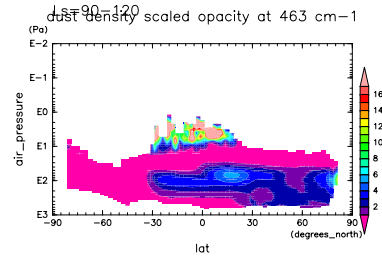


Figure 13: DustDensScledOptDep at 03 LST and Ls=90°-120° by MRO

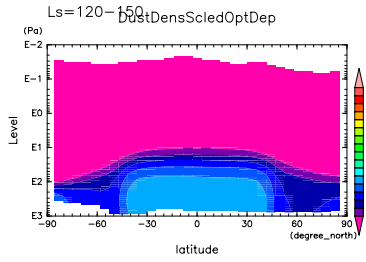


Figure 11: DustDensScledOptDep at 03 LST and Ls=120°-150° by dcpam

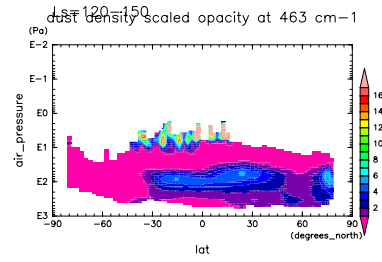


Figure 14: DustDensScledOptDep at 03 LST and Ls=120°-150° by MRO

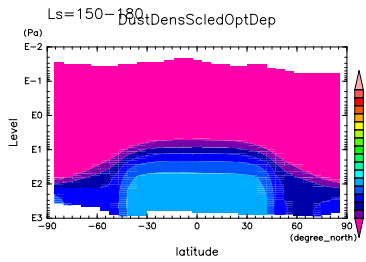


Figure 12: DustDensScledOptDep at 03 LST and Ls=150°-180° by dcpam

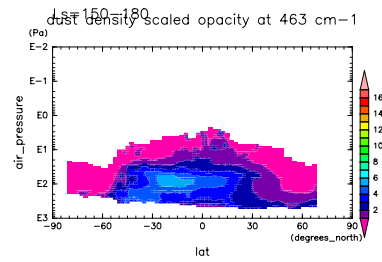


Figure 15: DustDensScledOptDep at 03 LST and Ls=150°-180° by MRO

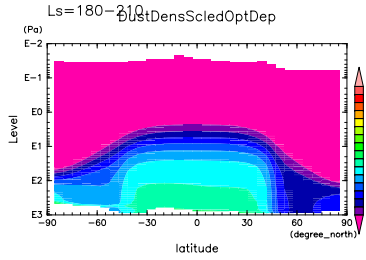


Figure 16: DustDensScledOptDep at 03 LST and Ls=180°-210° by dcpam

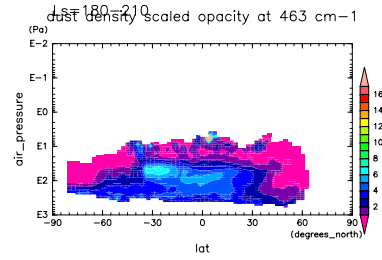


Figure 19: DustDensScledOptDep at 03 LST and Ls=180°-210° by MRO

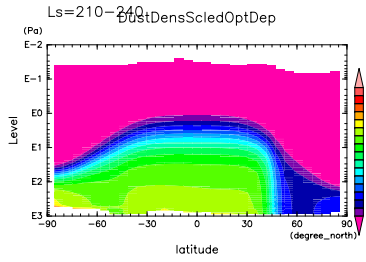


Figure 17: DustDensScledOptDep at 03 LST and Ls=210°-240° by dcpam

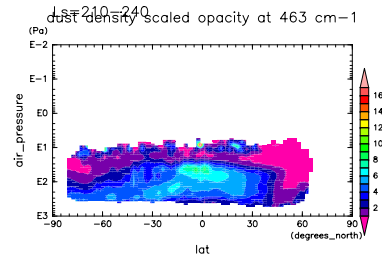


Figure 20: DustDensScledOptDep at 03 LST and Ls=210°-240° by MRO

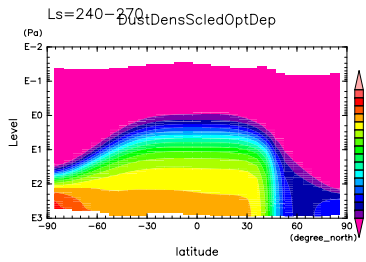


Figure 18: DustDensScledOptDep at 03 LST and Ls=240°-270° by dcpam

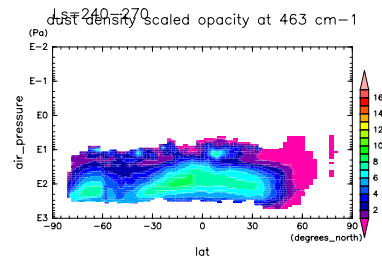


Figure 21: DustDensScledOptDep at 03 LST and Ls=240°-270° by MRO

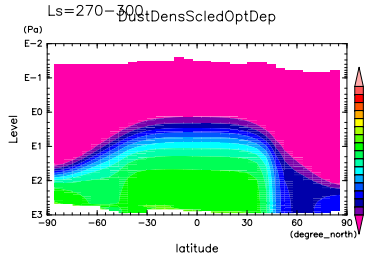


Figure 22: DustDensScledOptDep at 03 LST and Ls=270°-300° by dcpam

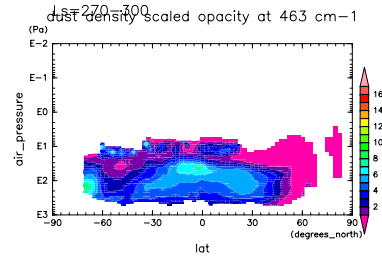


Figure 25: DustDensScledOptDep at 03 LST and Ls=270°-300° by MRO

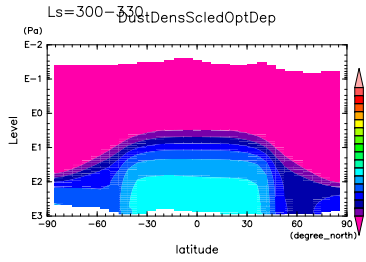


Figure 23: DustDensScledOptDep at 03 LST and Ls=300°-330° by dcpam

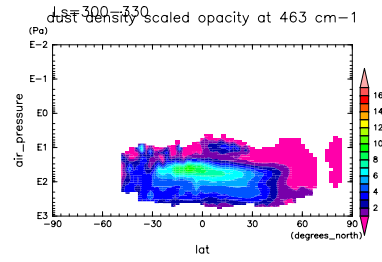


Figure 26: DustDensScledOptDep at 03 LST and Ls=300°-330° by MRO

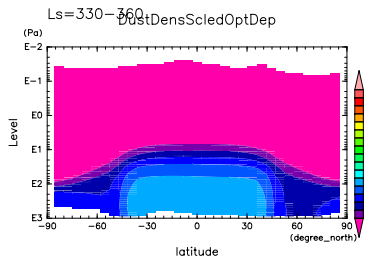


Figure 24: DustDensScledOptDep at 03 LST and Ls=330°-360° by dcpam

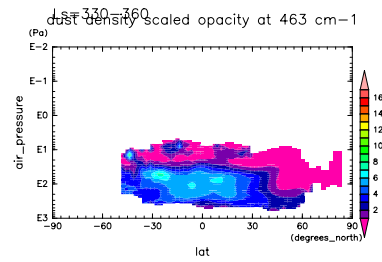


Figure 27: DustDensScledOptDep at 03 LST and Ls=330°-360° by MRO

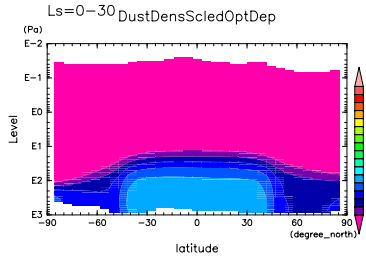


Figure 28: DustDensScledOptDep at 15 LST and $L_s=0^\circ-30^\circ$ by dcpam

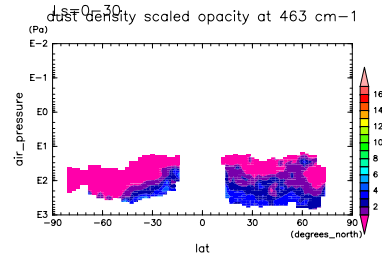


Figure 31: DustDensScledOptDep at 15 LST and $L_s=0^\circ-30^\circ$ by MRO

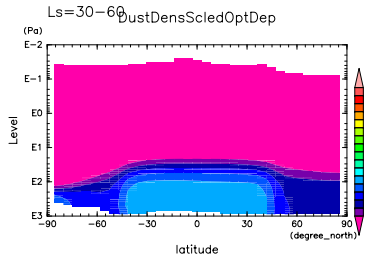


Figure 29: DustDensScledOptDep at 15 LST and $L_s=30^\circ-60^\circ$ by dcpam

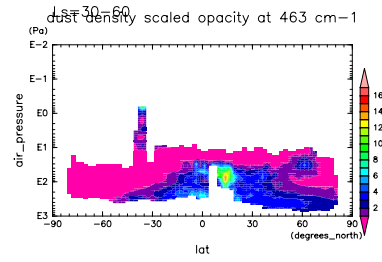


Figure 32: DustDensScledOptDep at 15 LST and $L_s=30^\circ-60^\circ$ by MRO

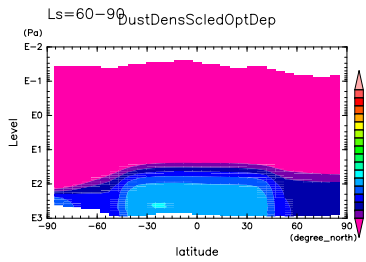


Figure 30: DustDensScledOptDep at 15 LST and $L_s=60^\circ-90^\circ$ by dcpam

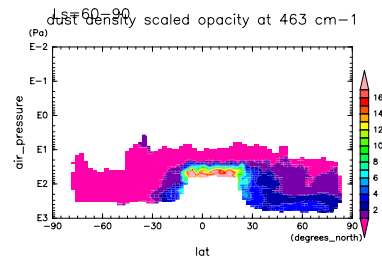


Figure 33: DustDensScledOptDep at 15 LST and $L_s=60^\circ-90^\circ$ by MRO

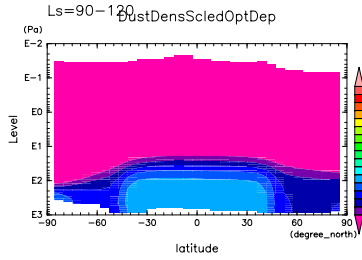


Figure 34: DustDensScledOptDep at 15 LST and $Ls=90^\circ-120^\circ$ by dcpam

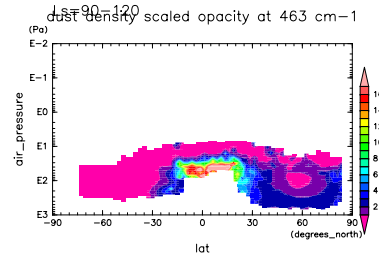


Figure 37: DustDensScledOptDep at 15 LST and $Ls=90^\circ-120^\circ$ by MRO

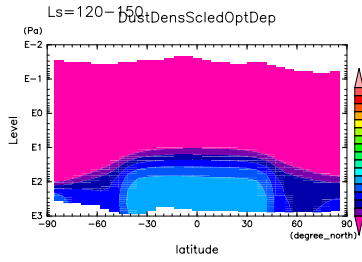


Figure 35: DustDensScledOptDep at 15 LST and $Ls=120^\circ-150^\circ$ by dcpam

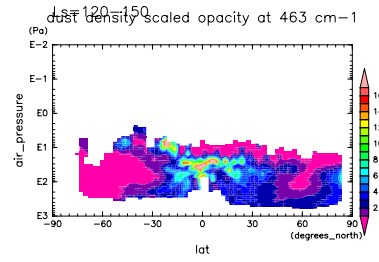


Figure 38: DustDensScledOptDep at 15 LST and $Ls=120^\circ-150^\circ$ by MRO

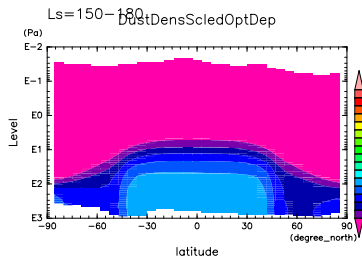


Figure 36: DustDensScledOptDep at 15 LST and $Ls=150^\circ-180^\circ$ by dcpam

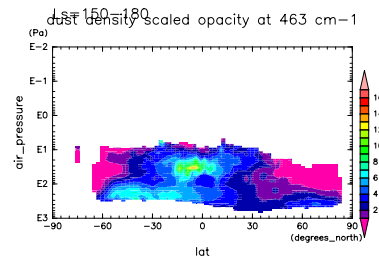


Figure 39: DustDensScledOptDep at 15 LST and $Ls=150^\circ-180^\circ$ by MRO

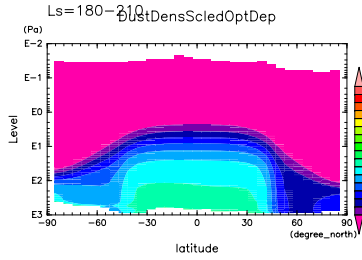


Figure 40: DustDensScledOptDep at 15 LST and Ls=180°-210° by dcpam

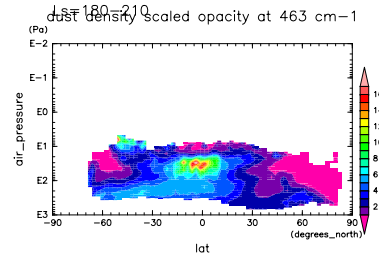


Figure 43: DustDensScledOptDep at 15 LST and Ls=180°-210° by MRO

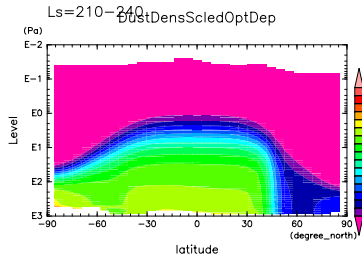


Figure 41: DustDensScledOptDep at 15 LST and Ls=210°-240° by dcpam

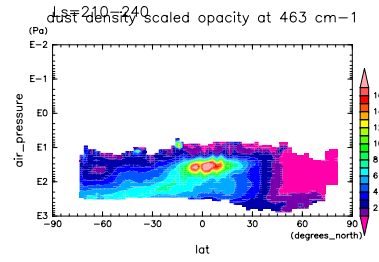


Figure 44: DustDensScledOptDep at 15 LST and Ls=210°-240° by MRO

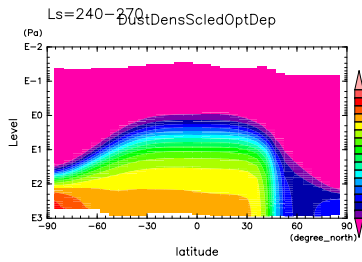


Figure 42: DustDensScledOptDep at 15 LST and Ls=240°-270° by dcpam

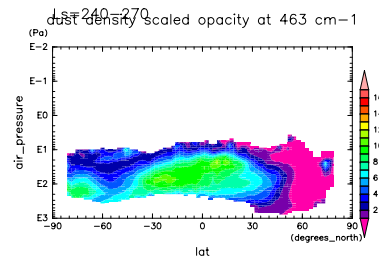


Figure 45: DustDensScledOptDep at 15 LST and Ls=240°-270° by MRO

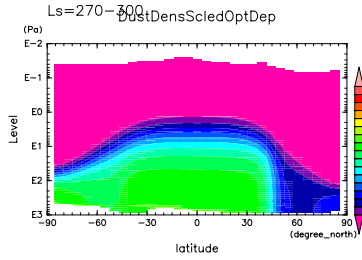


Figure 46: DustDensScledOptDep at 15 LST and Ls=270°-300° by dcpam

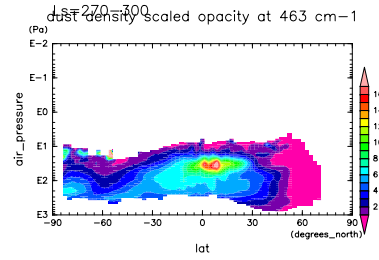


Figure 49: DustDensScledOptDep at 15 LST and Ls=270°-300° by MRO

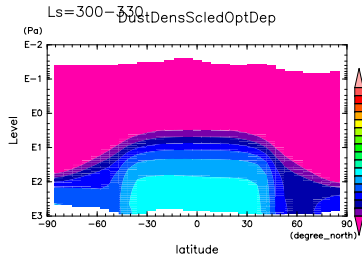


Figure 47: DustDensScledOptDep at 15 LST and Ls=300°-330° by dcpam

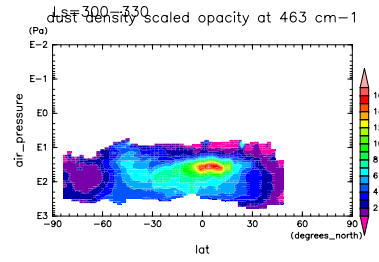


Figure 50: DustDensScledOptDep at 15 LST and Ls=300°-330° by MRO

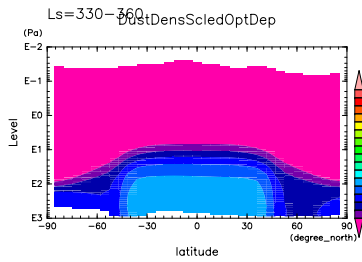


Figure 48: DustDensScledOptDep at 15 LST and Ls=330°-360° by dcpam

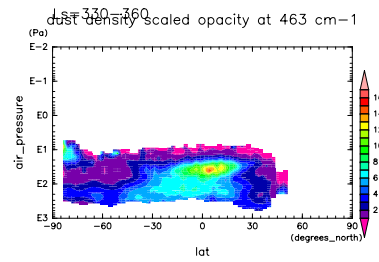


Figure 51: DustDensScledOptDep at 15 LST and Ls=330°-360° by MRO

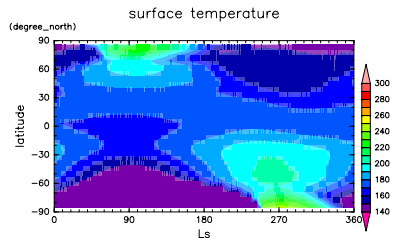


Figure 52: T_s at 02 LST by depam

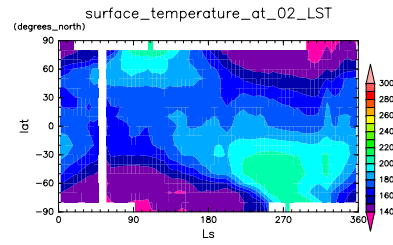


Figure 54: T_s at 02 LST by MGS

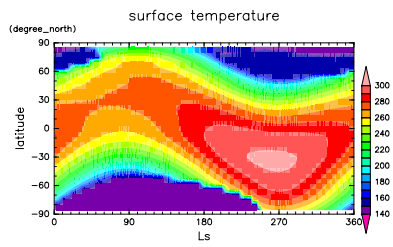


Figure 53: T_s at 14 LST by depam

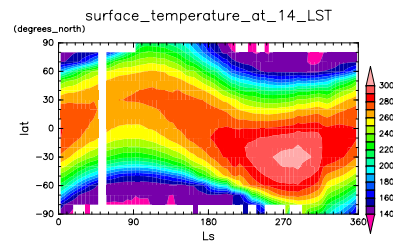


Figure 55: T_s at 14 LST by MGS

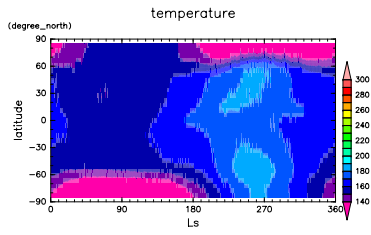


Figure 56: T at 18 Pa and at 02 LST by dcpam

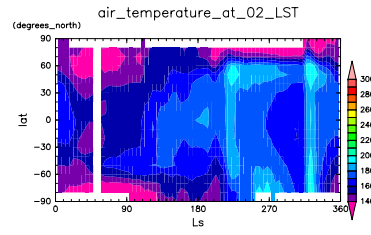


Figure 60: T at 18 Pa and at 02 LST by MGS

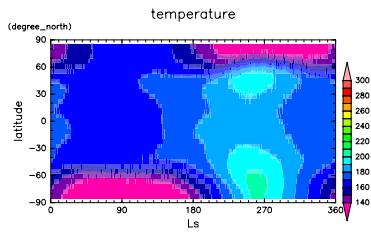


Figure 57: T at 50 Pa and at 02 LST by dcpam

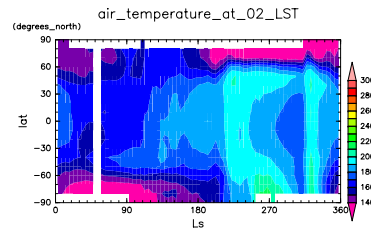


Figure 61: T at 50 Pa and at 02 LST by MGS

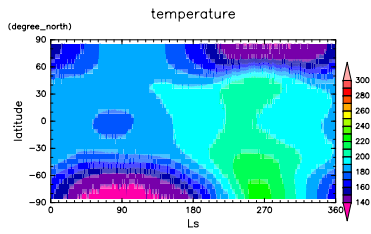


Figure 58: T at 136 Pa and at 02 LST by dcpam

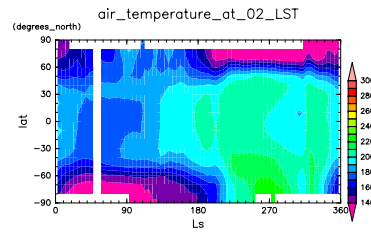


Figure 62: T at 136 Pa and at 02 LST by MGS

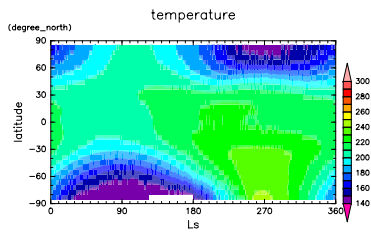


Figure 59: T at 370 Pa and at 02 LST by dcpam

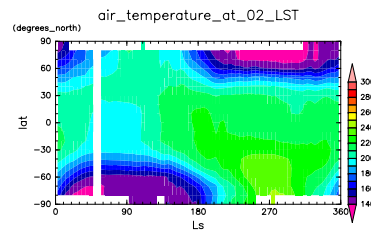


Figure 63: T at 370 Pa and at 02 LST by MGS

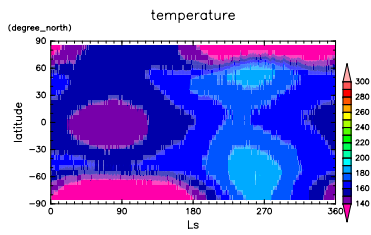


Figure 64: T at 18 Pa and at 14 LST by dcpan

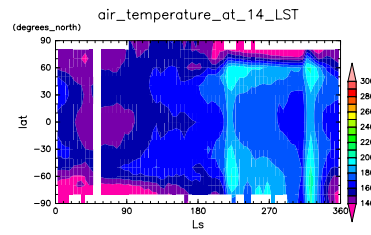


Figure 68: T at 18 Pa and at 14 LST by MGS

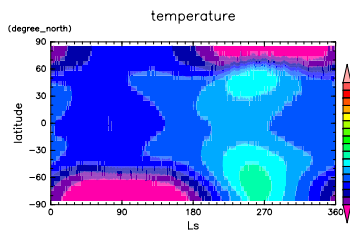


Figure 65: T at 50 Pa and at 14 LST by dcpan

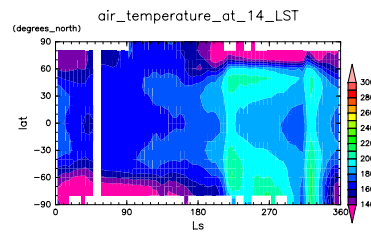


Figure 69: T at 50 Pa and at 14 LST by MGS

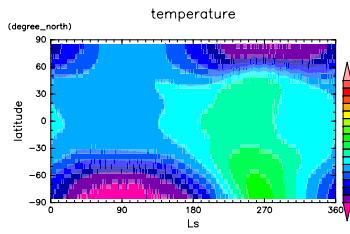


Figure 66: T at 136 Pa and at 14 LST by dcpan

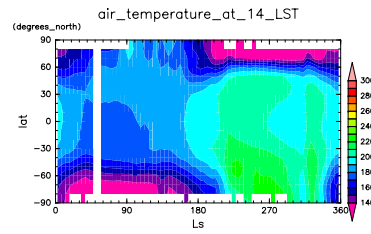


Figure 70: T at 136 Pa and at 14 LST by MGS

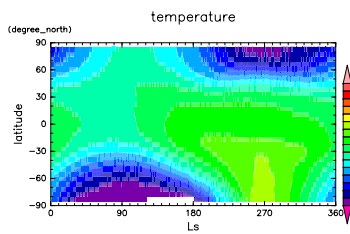


Figure 67: T at 370 Pa and at 14 LST by dcpan

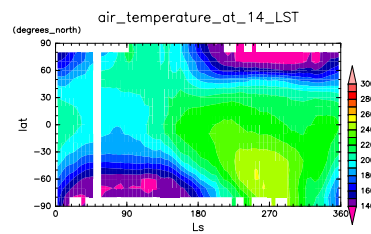


Figure 71: T at 370 Pa and at 14 LST by MGS

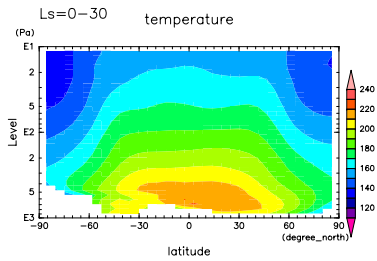


Figure 72: Temp at 02 LST and Ls=0°-30° by dcpam

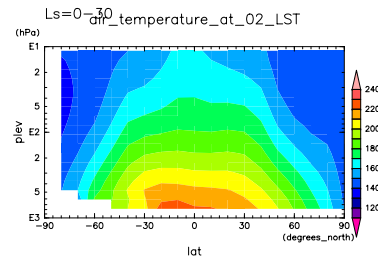


Figure 75: Temp at 02 LST and Ls=0°-30° by MGS

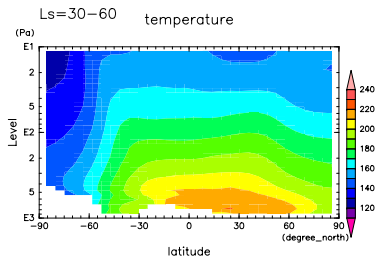


Figure 73: Temp at 02 LST and Ls=30°-60° by dcpam

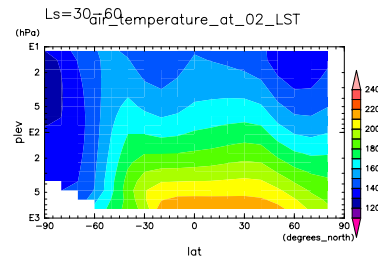


Figure 76: Temp at 02 LST and Ls=30°-60° by MGS

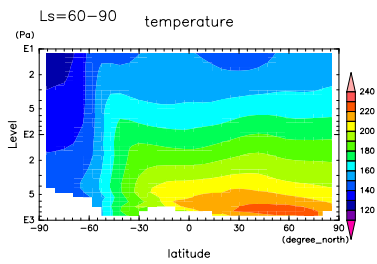


Figure 74: Temp at 02 LST and Ls=60°-90° by dcpam

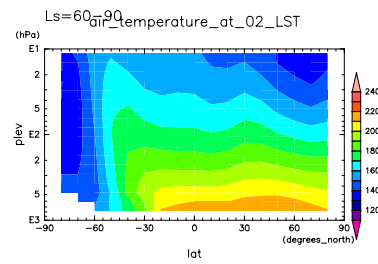


Figure 77: Temp at 02 LST and Ls=60°-90° by MGS

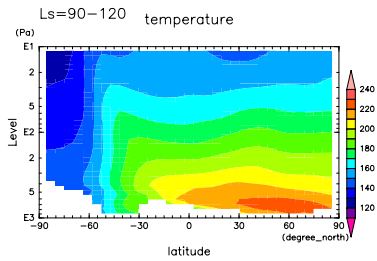


Figure 78: Temp at 02 LST and Ls=90°-120° by dcpam

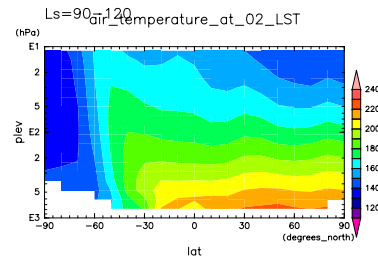


Figure 81: Temp at 02 LST and Ls=90°-120° by MGS

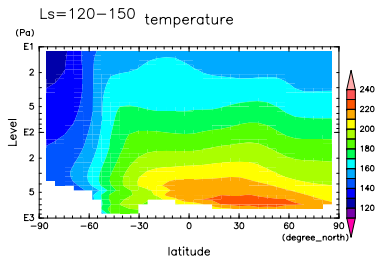


Figure 79: Temp at 02 LST and Ls=120°-150° by dcpam

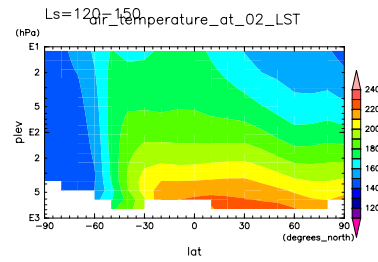


Figure 82: Temp at 02 LST and Ls=120°-150° by MGS

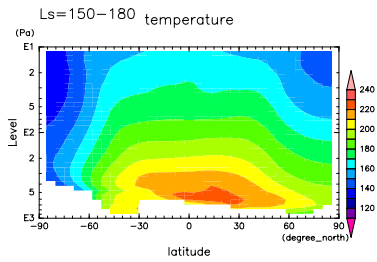


Figure 80: Temp at 02 LST and Ls=150°-180° by dcpam

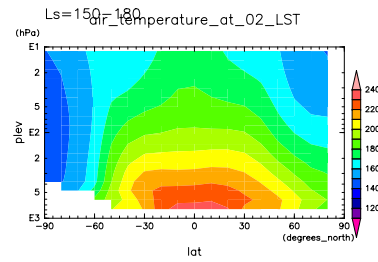


Figure 83: Temp at 02 LST and Ls=150°-180° by MGS

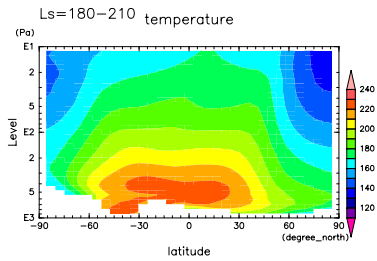


Figure 84: Temp at 02 LST and Ls=180°-210° by dcpam

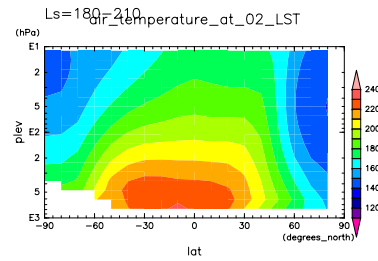


Figure 87: Temp at 02 LST and Ls=180°-210° by MGS

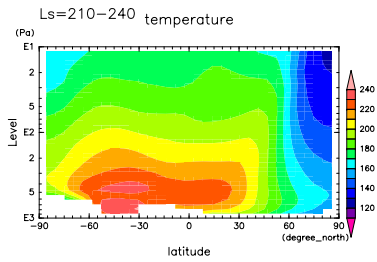


Figure 85: Temp at 02 LST and Ls=210°-240° by dcpam

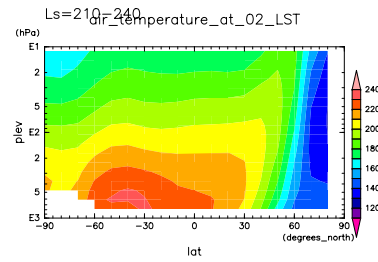


Figure 88: Temp at 02 LST and Ls=210°-240° by MGS

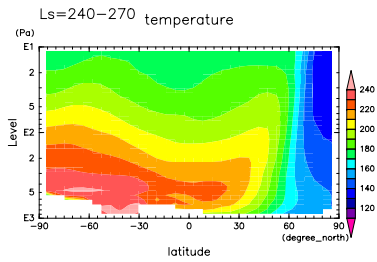


Figure 86: Temp at 02 LST and Ls=240°-270° by dcpam

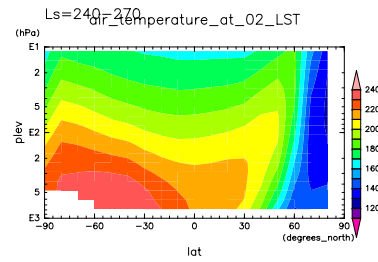


Figure 89: Temp at 02 LST and Ls=240°-270° by MGS

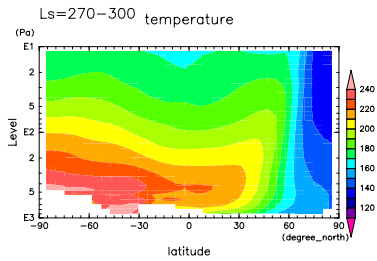


Figure 90: Temp at 02 LST and Ls=270°-300° by dcpam

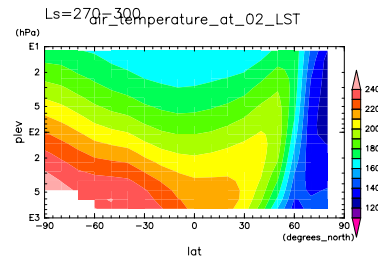


Figure 93: Temp at 02 LST and Ls=270°-300° by MGS

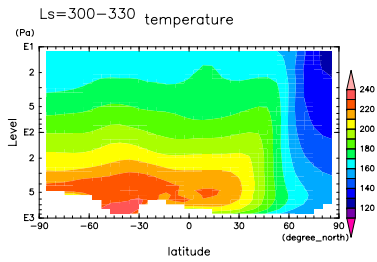


Figure 91: Temp at 02 LST and Ls=300°-330° by dcpam

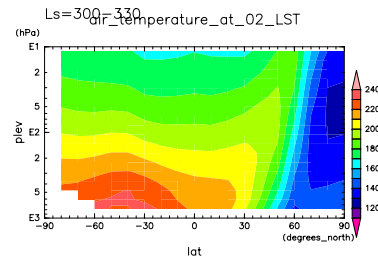


Figure 94: Temp at 02 LST and Ls=300°-330° by MGS

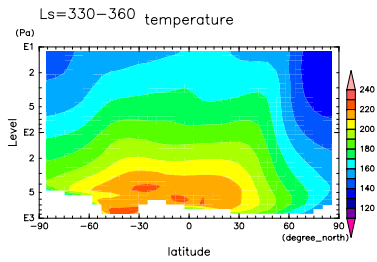


Figure 92: Temp at 02 LST and Ls=330°-360° by dcpam

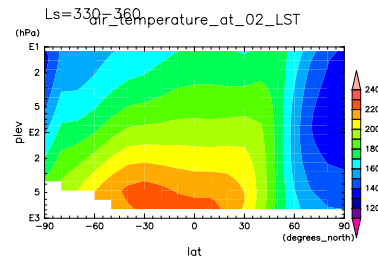


Figure 95: Temp at 02 LST and Ls=330°-360° by MGS

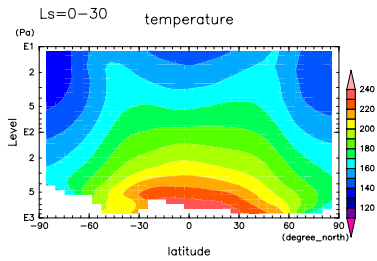


Figure 96: Temp at 14 LST and Ls=0°-30° by dcpam

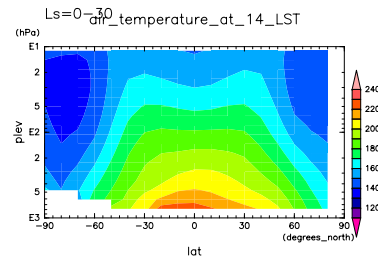


Figure 99: Temp at 14 LST and Ls=0°-30° by MGS

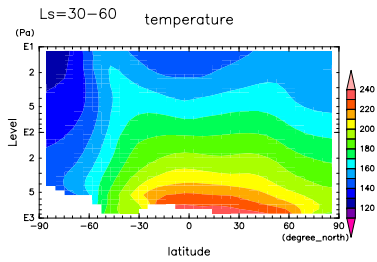


Figure 97: Temp at 14 LST and Ls=30°-60° by dcpam

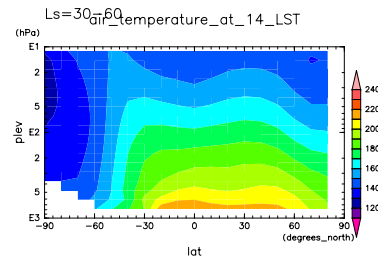


Figure 100: Temp at 14 LST and Ls=30°-60° by MGS

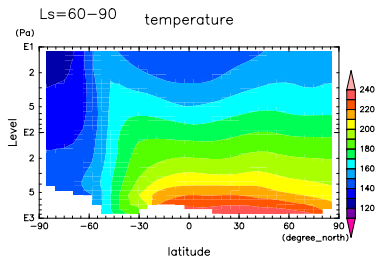


Figure 98: Temp at 14 LST and Ls=60°-90° by dcpam

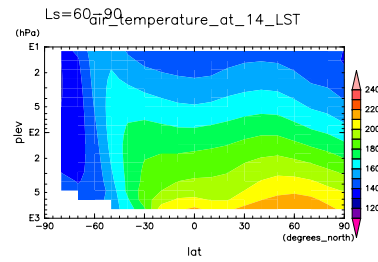


Figure 101: Temp at 14 LST and Ls=60°-90° by MGS

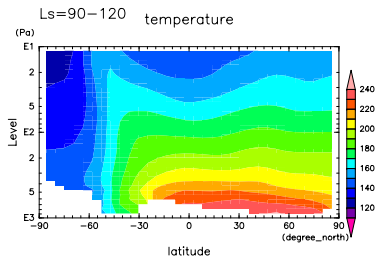


Figure 102: Temp at 14 LST and Ls=90°-120° by dcpam

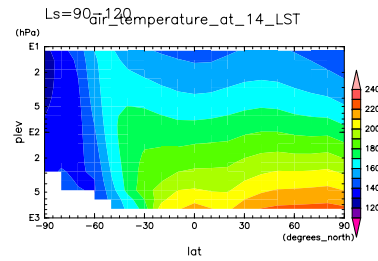


Figure 105: Temp at 14 LST and Ls=90°-120° by MGS

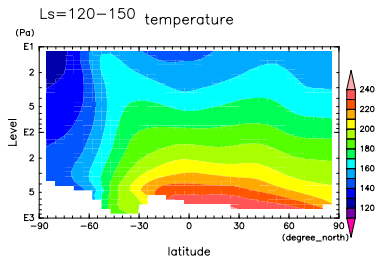


Figure 103: Temp at 14 LST and Ls=120°-150° by dcpam

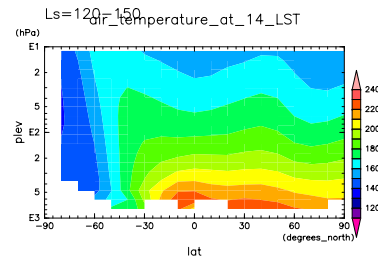


Figure 106: Temp at 14 LST and Ls=120°-150° by MGS

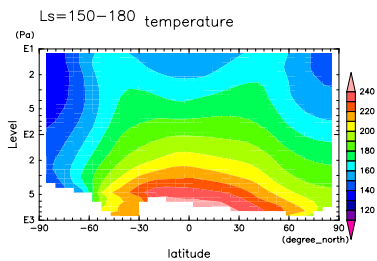


Figure 104: Temp at 14 LST and Ls=150°-180° by dcpam

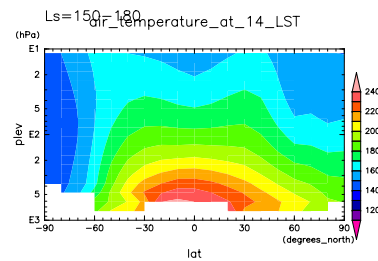


Figure 107: Temp at 14 LST and Ls=150°-180° by MGS

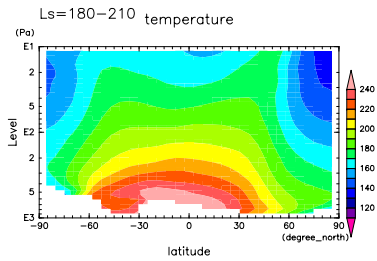


Figure 108: Temp at 14 LST and Ls=180°-210° by dcpam

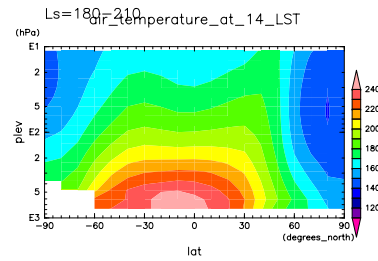


Figure 111: Temp at 14 LST and Ls=180°-210° by MGS

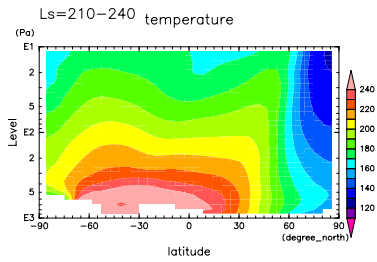


Figure 109: Temp at 14 LST and Ls=210°-240° by dcpam

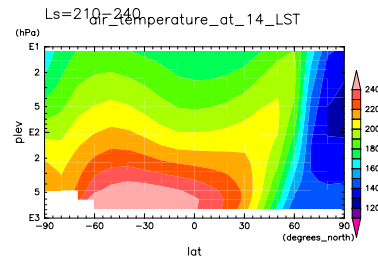


Figure 112: Temp at 14 LST and Ls=210°-240° by MGS

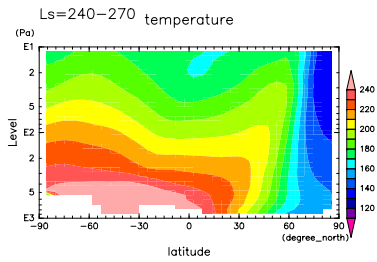


Figure 110: Temp at 14 LST and Ls=240°-270° by dcpam

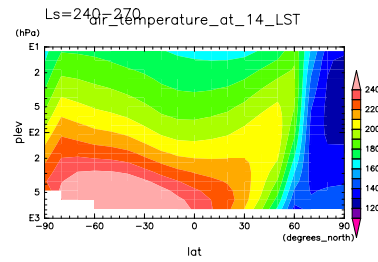


Figure 113: Temp at 14 LST and Ls=240°-270° by MGS

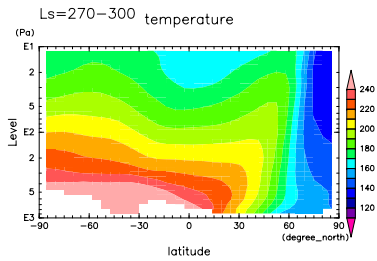


Figure 114: Temp at 14 LST and Ls=270°-300° by dcpam

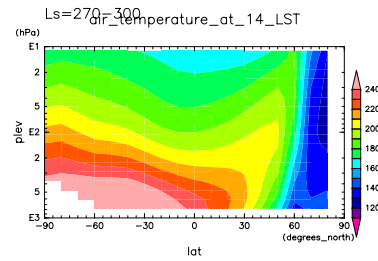


Figure 117: Temp at 14 LST and Ls=270°-300° by MGS

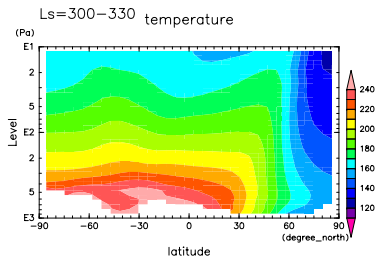


Figure 115: Temp at 14 LST and Ls=300°-330° by dcpam

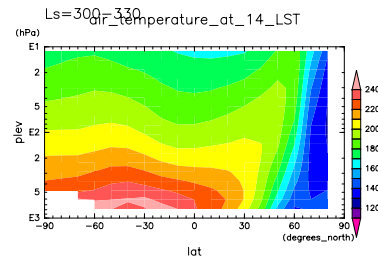


Figure 118: Temp at 14 LST and Ls=300°-330° by MGS

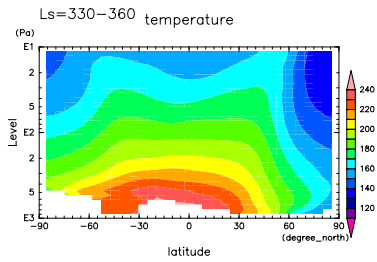


Figure 116: Temp at 14 LST and Ls=330°-360° by dcpam

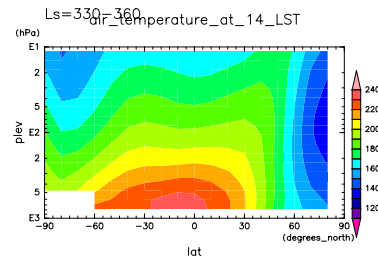


Figure 119: Temp at 14 LST and Ls=330°-360° by MGS

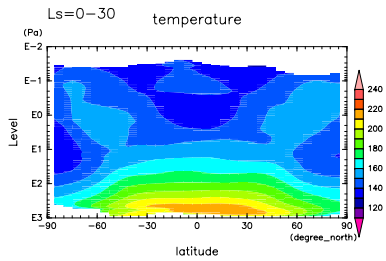


Figure 120: Temp at 03 LST and Ls=0°-30° by dcpam

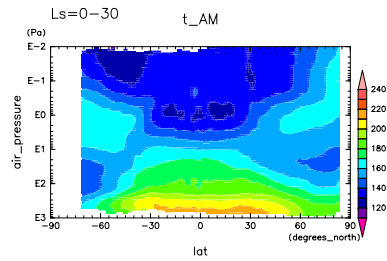


Figure 123: Temp at 03 LST and Ls=0°-30° by MRO

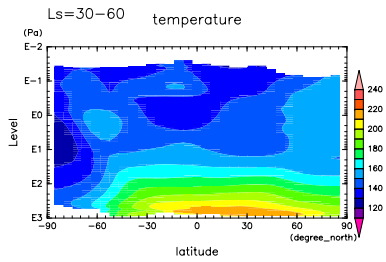


Figure 121: Temp at 03 LST and Ls=30°-60° by dcpam

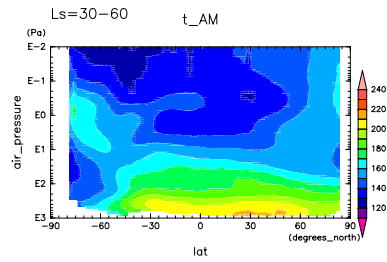


Figure 124: Temp at 03 LST and Ls=30°-60° by MRO

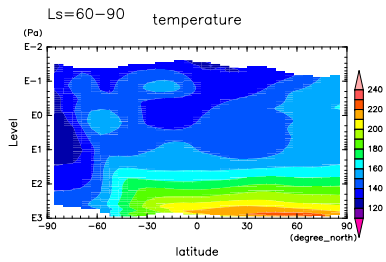


Figure 122: Temp at 03 LST and Ls=60°-90° by dcpam

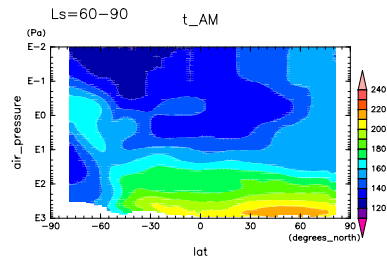


Figure 125: Temp at 03 LST and Ls=60°-90° by MRO

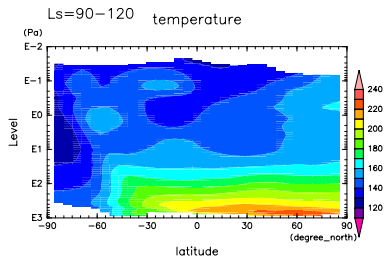


Figure 126: Temp at 03 LST and Ls=90°-120° by dcpam

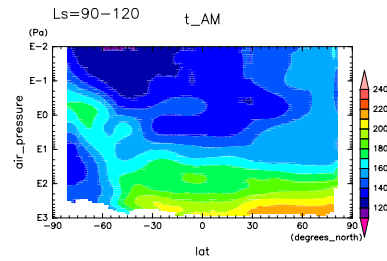


Figure 129: Temp at 03 LST and Ls=90°-120° by MRO

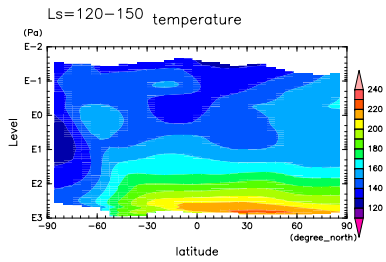


Figure 127: Temp at 03 LST and Ls=120°-150° by dcpam

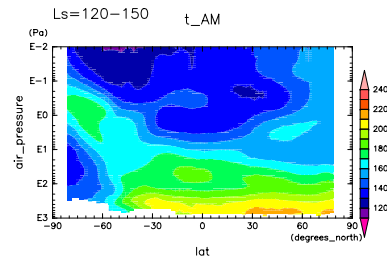


Figure 130: Temp at 03 LST and Ls=120°-150° by MRO

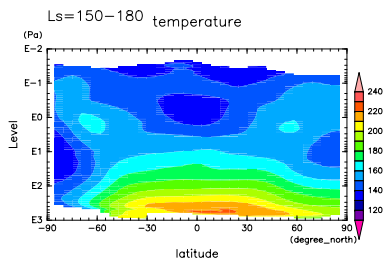


Figure 128: Temp at 03 LST and Ls=150°-180° by dcpam

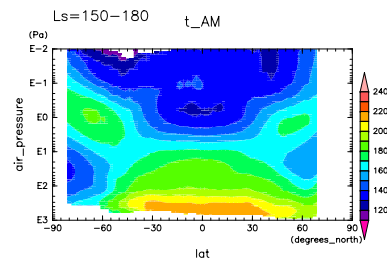


Figure 131: Temp at 03 LST and Ls=150°-180° by MRO

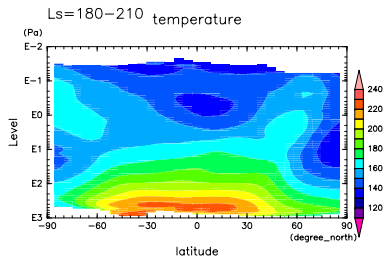


Figure 132: Temp at 03 LST and Ls=180°-210° by dcpam

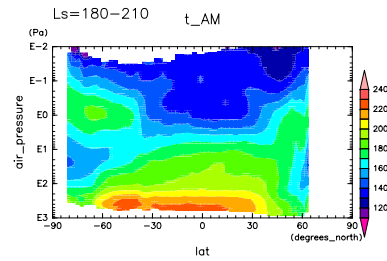


Figure 135: Temp at 03 LST and Ls=180°-210° by MRO

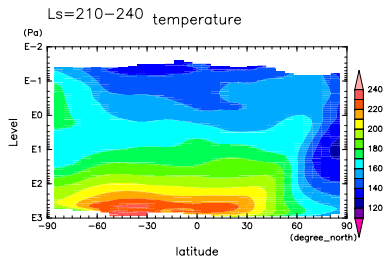


Figure 133: Temp at 03 LST and Ls=210°-240° by dcpam

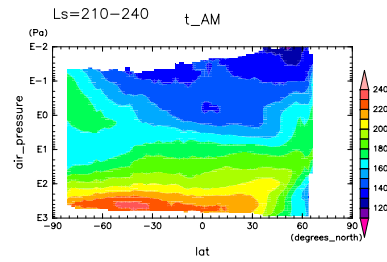


Figure 136: Temp at 03 LST and Ls=210°-240° by MRO

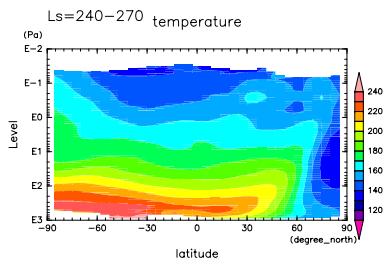


Figure 134: Temp at 03 LST and Ls=240°-270° by dcpam

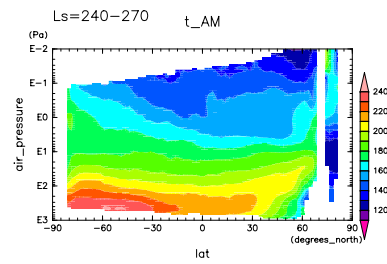


Figure 137: Temp at 03 LST and Ls=240°-270° by MRO

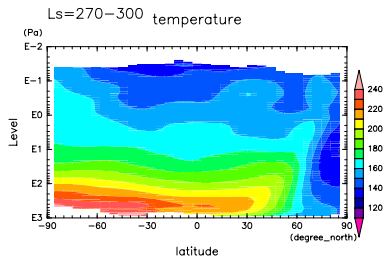


Figure 138: Temp at 03 LST and Ls=270°-300° by dcpam

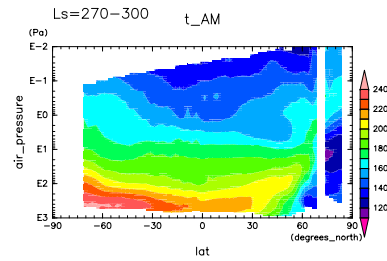


Figure 141: Temp at 03 LST and Ls=270°-300° by MRO

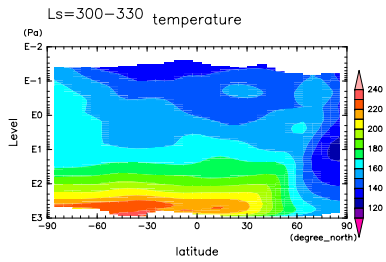


Figure 139: Temp at 03 LST and Ls=300°-330° by dcpam

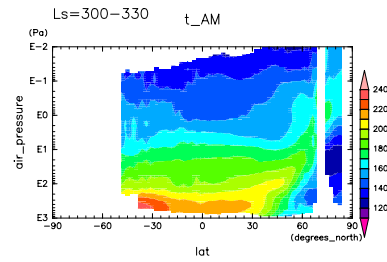


Figure 142: Temp at 03 LST and Ls=300°-330° by MRO

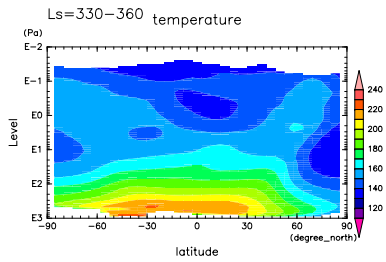


Figure 140: Temp at 03 LST and Ls=330°-360° by dcpam

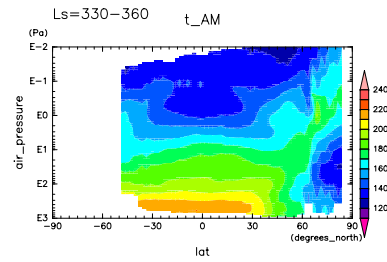


Figure 143: Temp at 03 LST and Ls=330°-360° by MRO

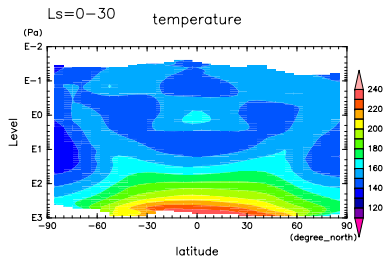


Figure 144: Temp at 15 LST and Ls=0°-30° by dcpam

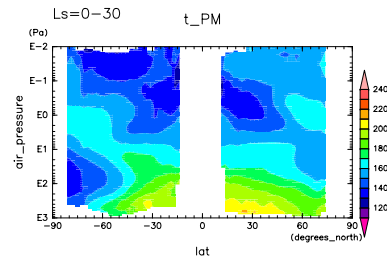


Figure 147: Temp at 15 LST and Ls=0°-30° by MRO

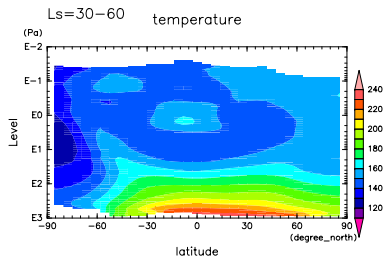


Figure 145: Temp at 15 LST and Ls=30°-60° by dcpam

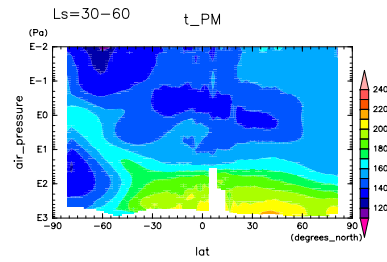


Figure 148: Temp at 15 LST and Ls=30°-60° by MRO

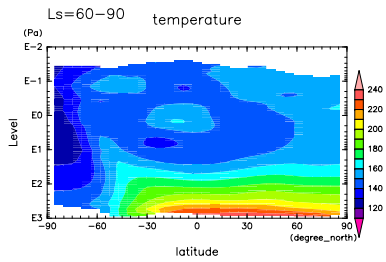


Figure 146: Temp at 15 LST and Ls=60°-90° by dcpam

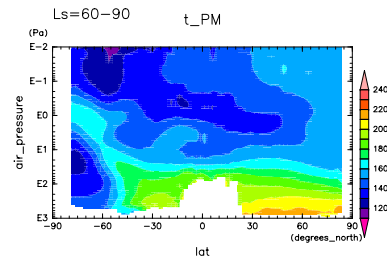


Figure 149: Temp at 15 LST and Ls=60°-90° by MRO

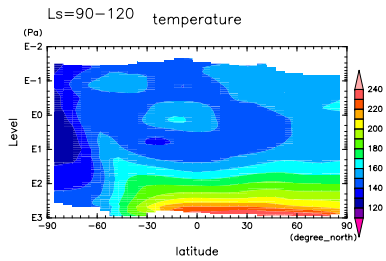


Figure 150: Temp at 15 LST and Ls=90°-120° by dcpam

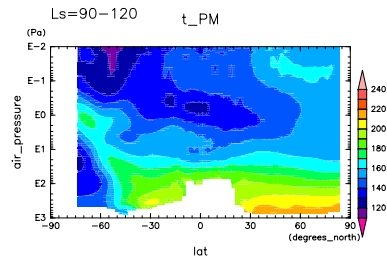


Figure 153: Temp at 15 LST and Ls=90°-120° by MRO

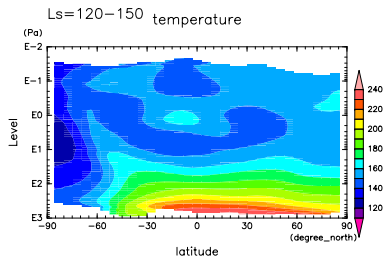


Figure 151: Temp at 15 LST and Ls=120°-150° by dcpam

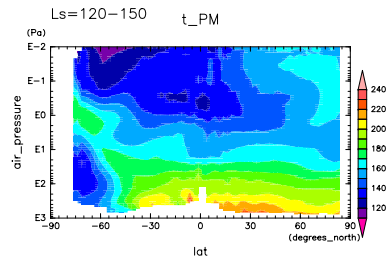


Figure 154: Temp at 15 LST and Ls=120°-150° by MRO

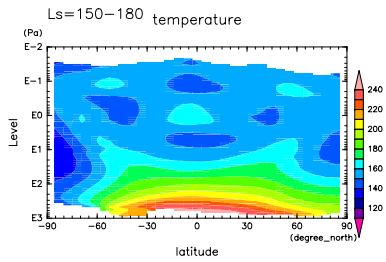


Figure 152: Temp at 15 LST and Ls=150°-180° by dcpam

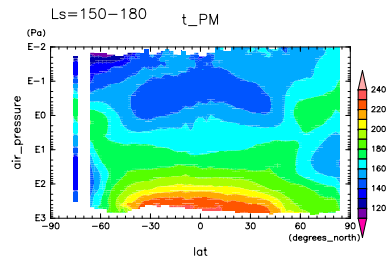


Figure 155: Temp at 15 LST and Ls=150°-180° by MRO

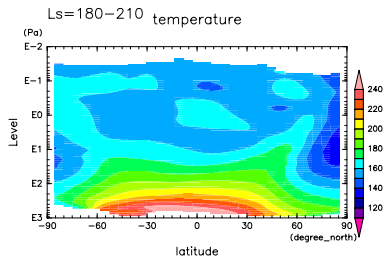


Figure 156: Temp at 15 LST and Ls=180°-210° by dcpam

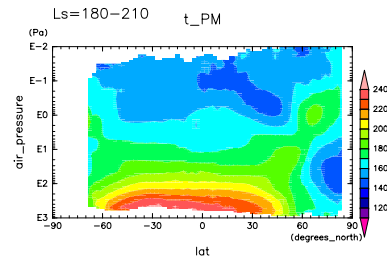


Figure 159: Temp at 15 LST and Ls=180°-210° by MRO

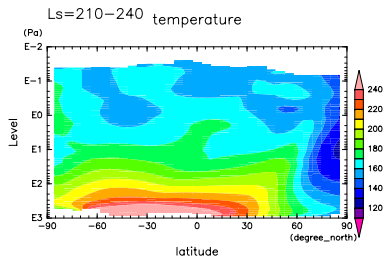


Figure 157: Temp at 15 LST and Ls=210°-240° by dcpam

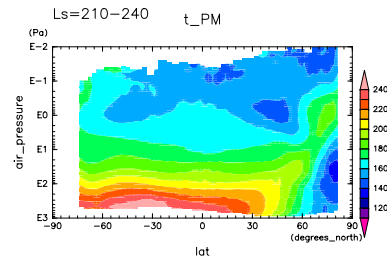


Figure 160: Temp at 15 LST and Ls=210°-240° by MRO

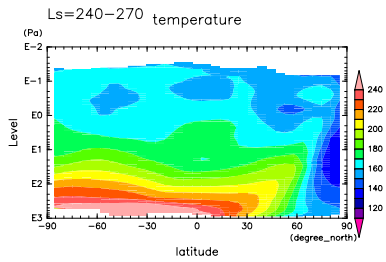


Figure 158: Temp at 15 LST and Ls=240°-270° by dcpam

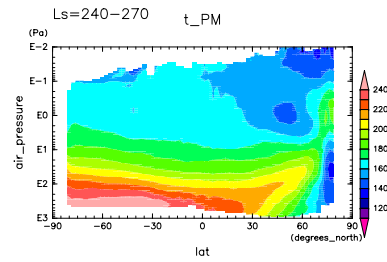


Figure 161: Temp at 15 LST and Ls=240°-270° by MRO

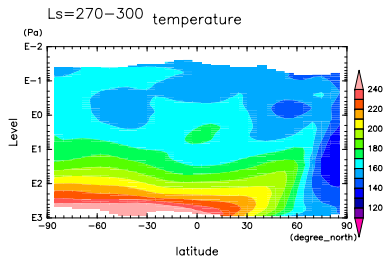


Figure 162: Temp at 15 LST and Ls=270°-300° by dcpam

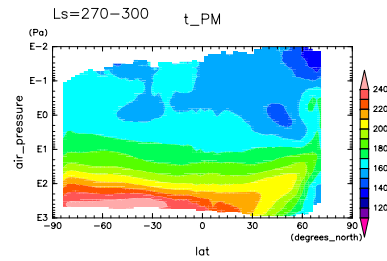


Figure 165: Temp at 15 LST and Ls=270°-300° by MRO

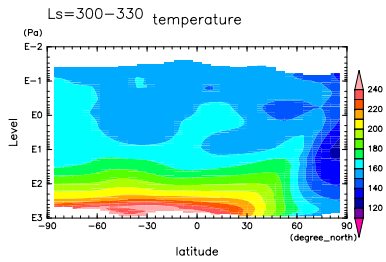


Figure 163: Temp at 15 LST and Ls=300°-330° by dcpam

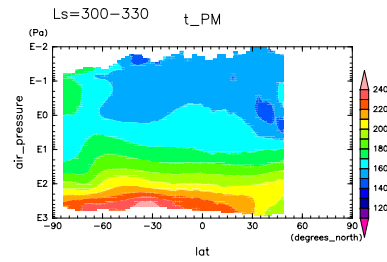


Figure 166: Temp at 15 LST and Ls=300°-330° by MRO

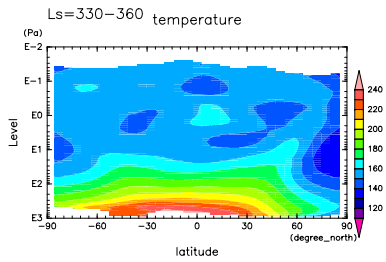


Figure 164: Temp at 15 LST and Ls=330°-360° by dcpam

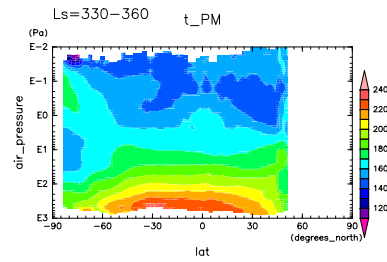


Figure 167: Temp at 15 LST and Ls=330°-360° by MRO